


This “*What Time Is It?*” matching activity is sponsored by:

Advanced Certificate Course in
Teaching English to Young Learners



Course graduate in the classroom.

“I highly recommend this course for anyone who wants a challenge and the opportunity to improve themselves professionally.”



Find out more!

www.teyl.com



What time is it? - Activity Set

TEACHER'S NOTES

This activity will help students to practice language related to telling time.

This resource can be used in groups, pairs, or individually.

Assembly:

1. Print all of the pages in cardstock or any other printer-friendly thick paper.
2. Cut along the dotted lines.
3. For durability and reuse, laminate the cut-outs.
4. Apply Velcro, masking tape or reusable adhesive to the back of Answer Cards (so that this activity can be used repeatedly).



Time Card

five fifty-five

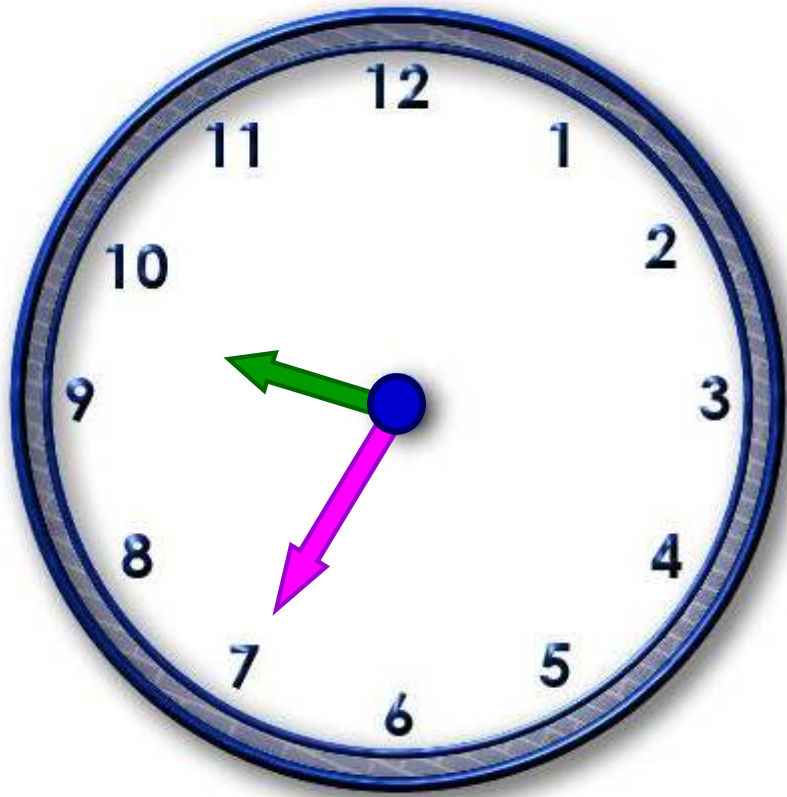
Answer Card

Activity Suggestion 1

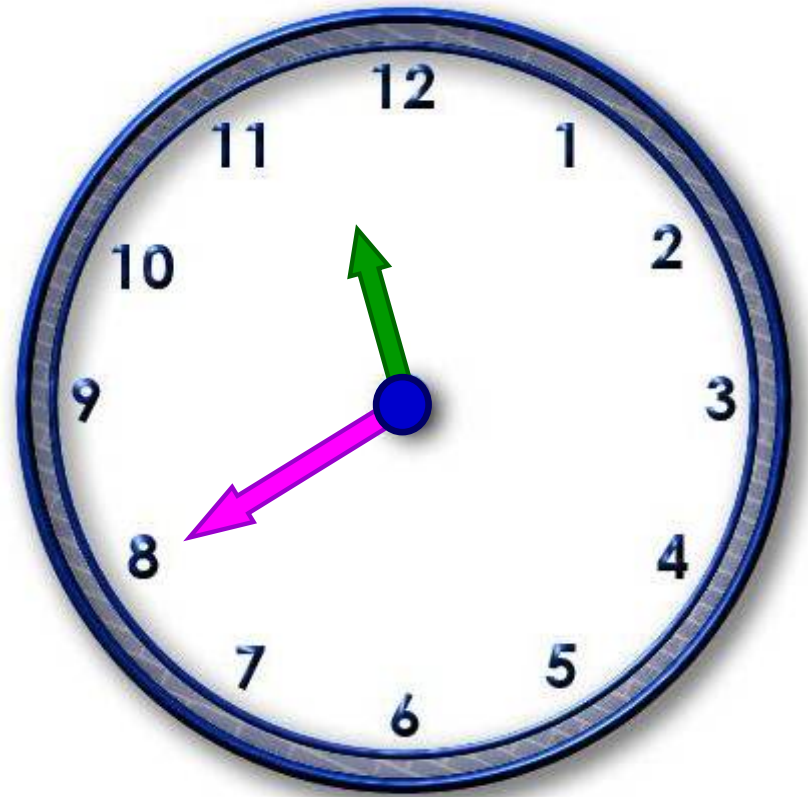
1. Divide the students into groups.
2. Give out a full set of Time Cards per group (or divide the full set of Time Cards into an equal number per group).
3. Let the students try to tell the time on the Time Cards for a couple of minutes.
4. Give them the Answer Cards, well shuffled and out of order (make sure that if you divided the Answer Cards set to different groups that you give each group the corresponding Answer Cards).
5. The students match the Answer Cards with the correct Time Cards.
6. Verify the matched cards for each group; correct if necessary.
7. Alternatively, you can use this activity as a challenge and see which group has the most correct answers (in the least amount of time as another option).

Activity Suggestion 2

1. Let students play with the cards as a matching game. This can be for a reward or a fun extra activity.
2. Check the cards and go over the answers or have the students try to help each other to verify the answers, then verify.


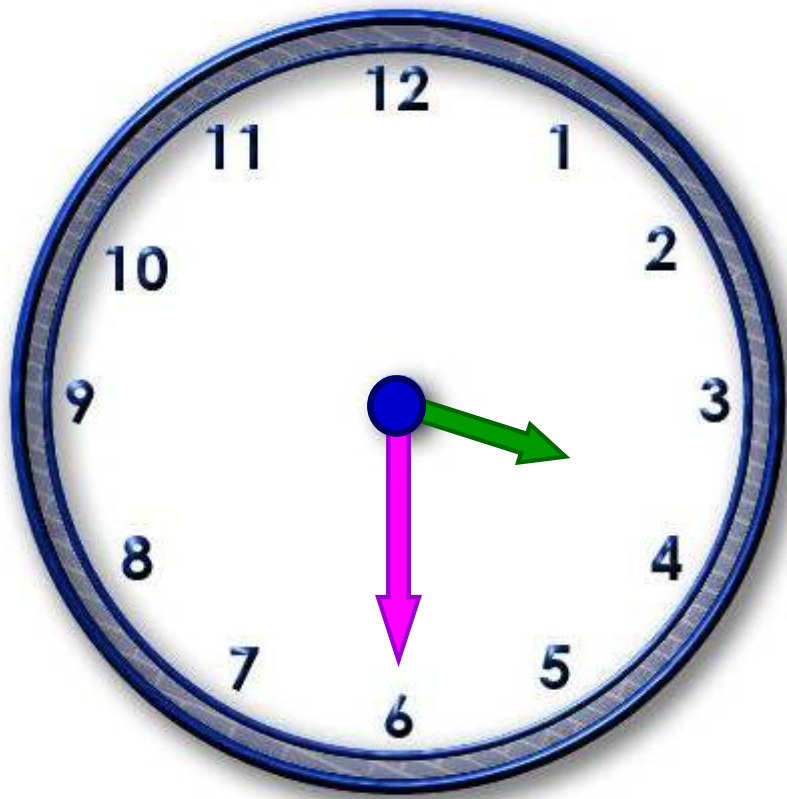


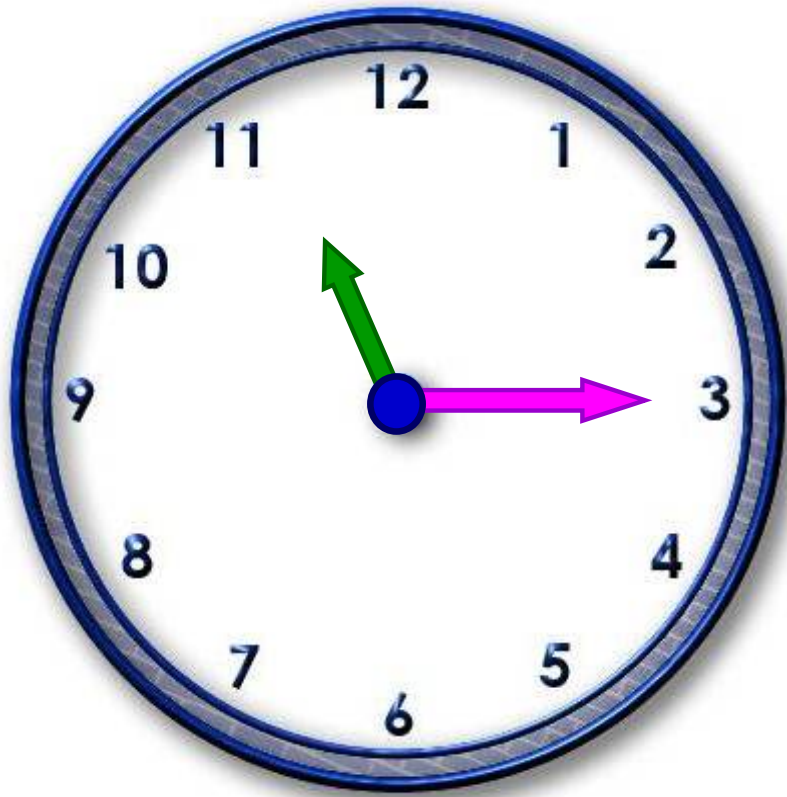
A large empty rectangular box with a dashed blue border, intended for writing the time shown on the clock above.



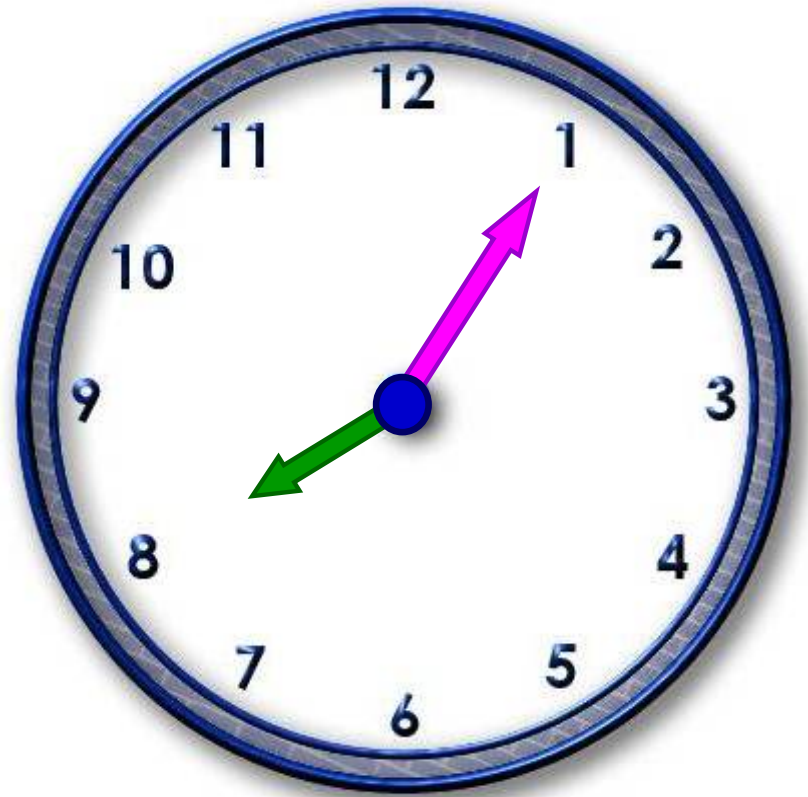
A large empty rectangular box with a dashed blue border, intended for writing the time shown on the clock above.





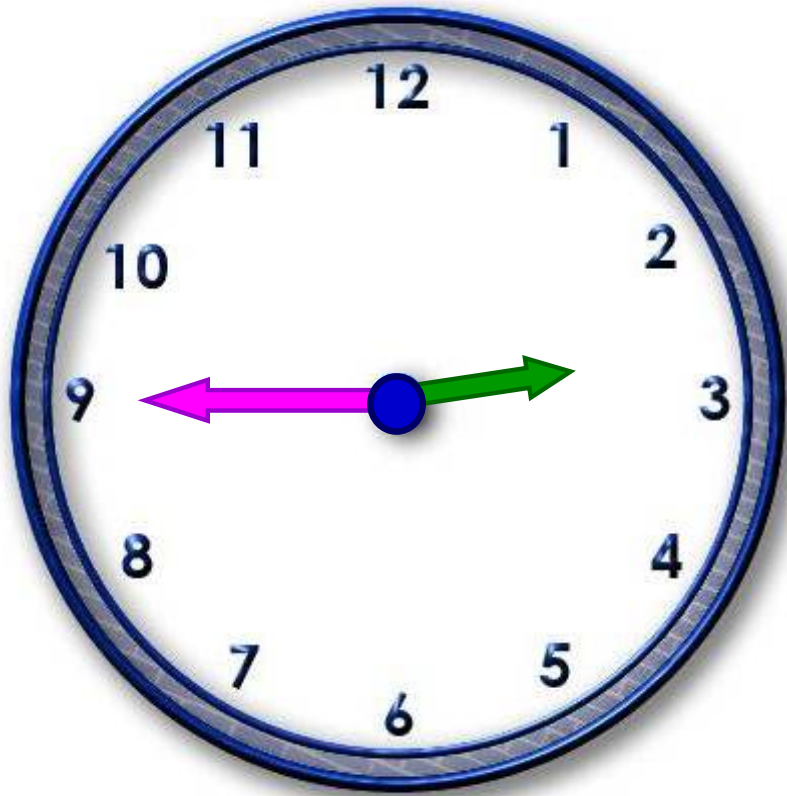


A large empty rectangular box with a dashed blue border, intended for writing the time shown on the clock above.

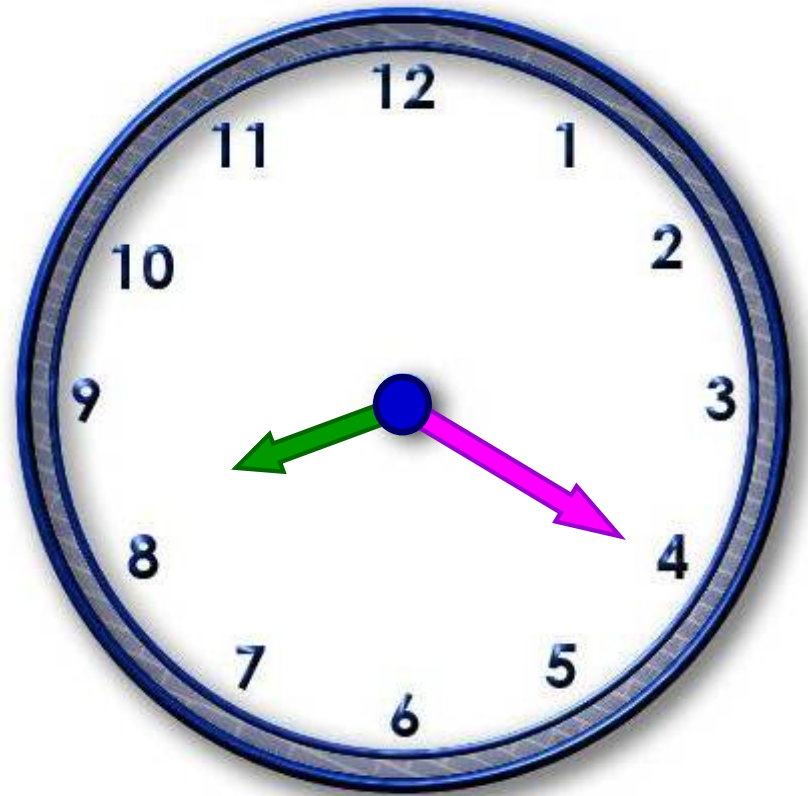


A large empty rectangular box with a dashed blue border, intended for writing the time shown on the clock above.



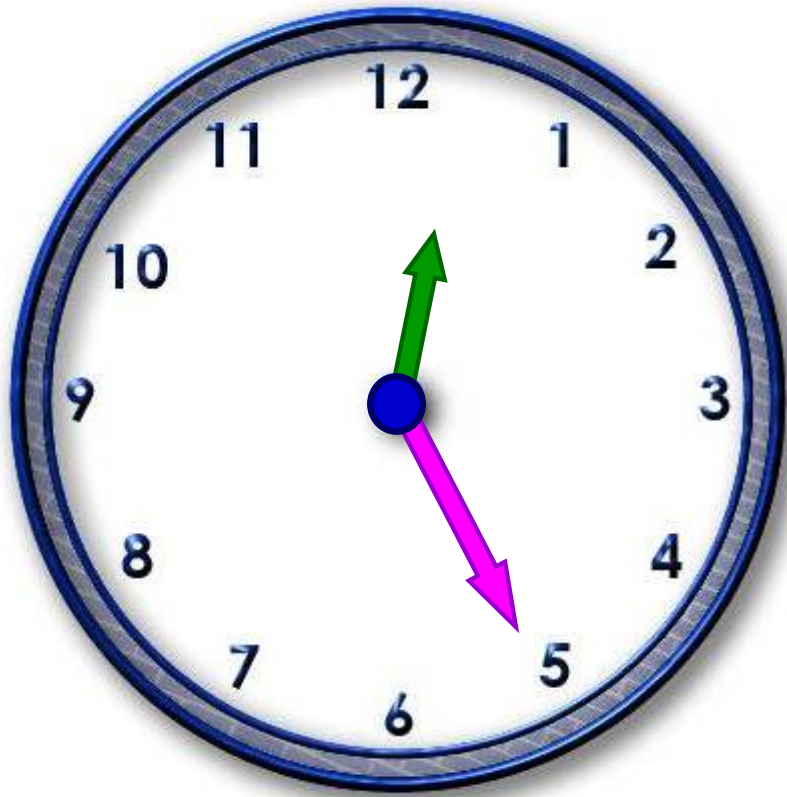


A large empty rectangular box with a dashed blue border, intended for writing the time shown on the clock above.




A large empty rectangular box with a dashed blue border, intended for writing the time shown on the clock above.



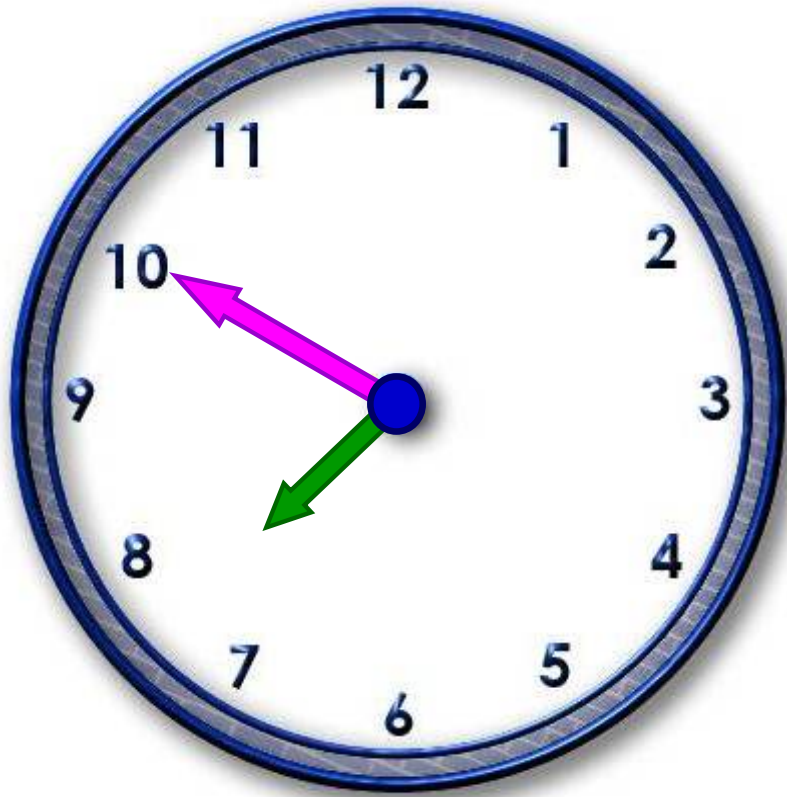


A large empty rectangular box with a dashed blue border, intended for writing the time shown on the clock above.

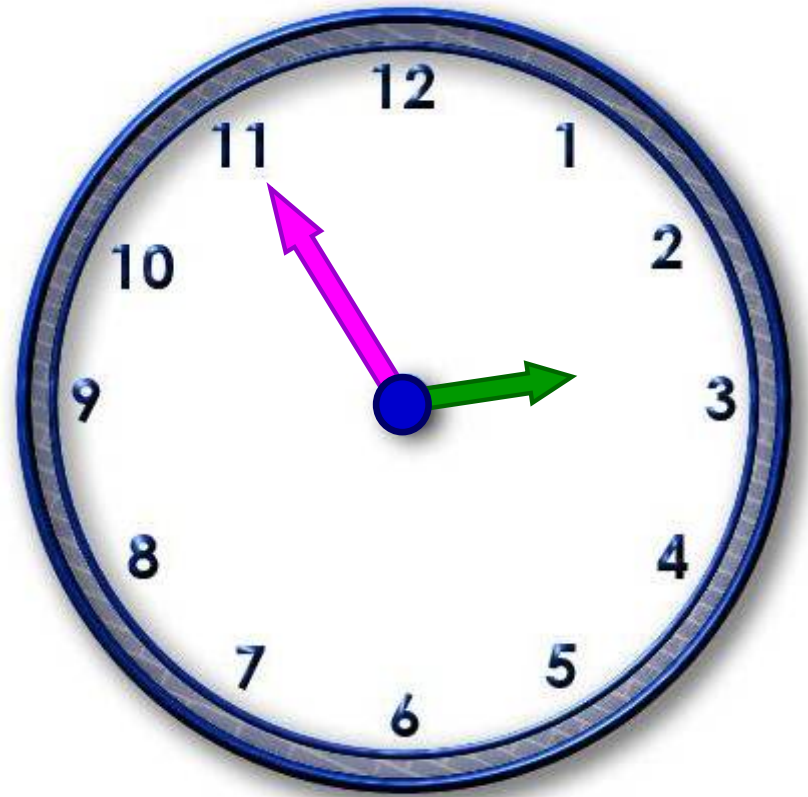


A large empty rectangular box with a dashed blue border, intended for writing the time shown on the clock above.






A large, empty rectangular box with a dashed blue border, intended for writing the time shown on the clock above.

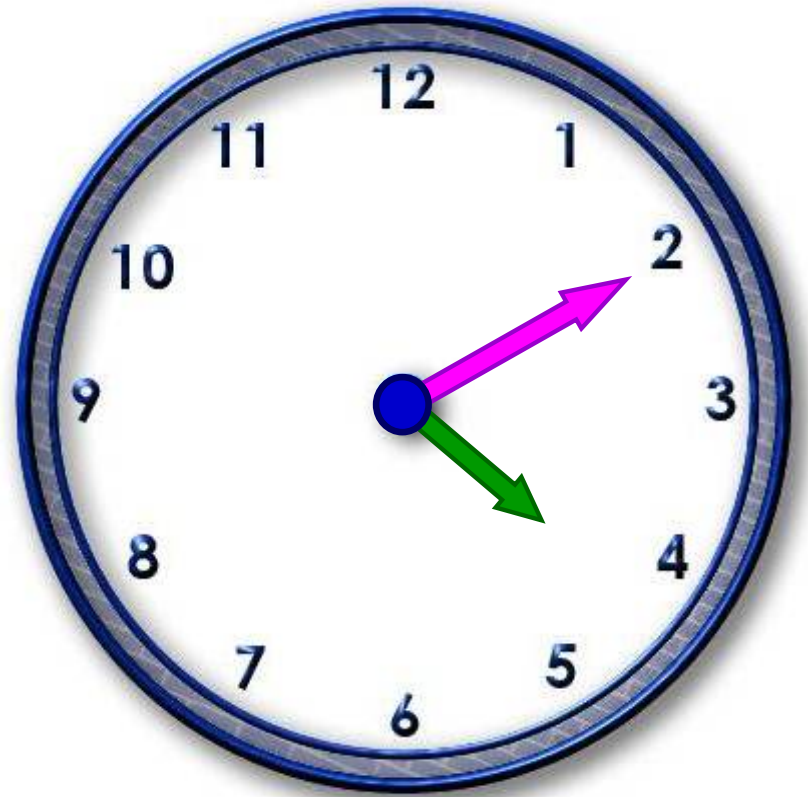


A large, empty rectangular box with a dashed blue border, intended for writing the time shown on the clock above.



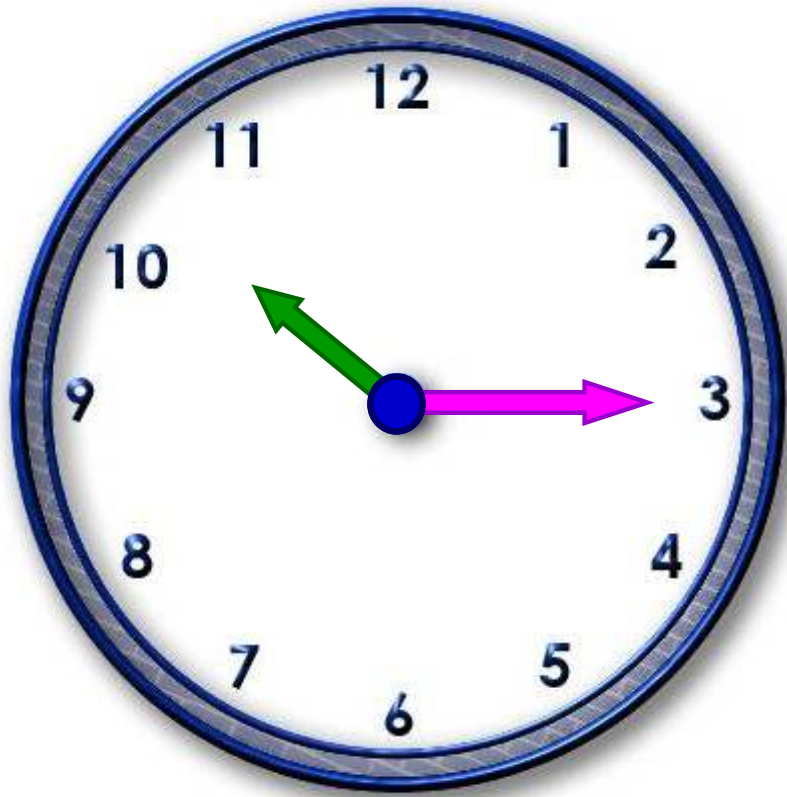


A large empty rectangular box with a dashed blue border, intended for writing the time shown on the clock above.

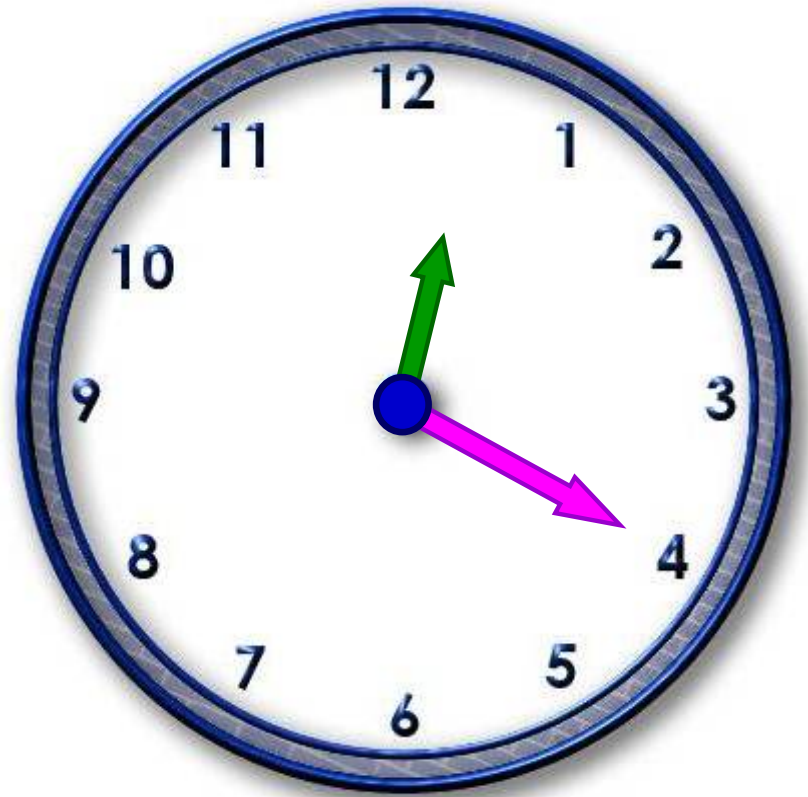


A large empty rectangular box with a dashed blue border, intended for writing the time shown on the clock above.






A large empty rectangular box with a dashed blue border, intended for writing the time shown on the clock above.

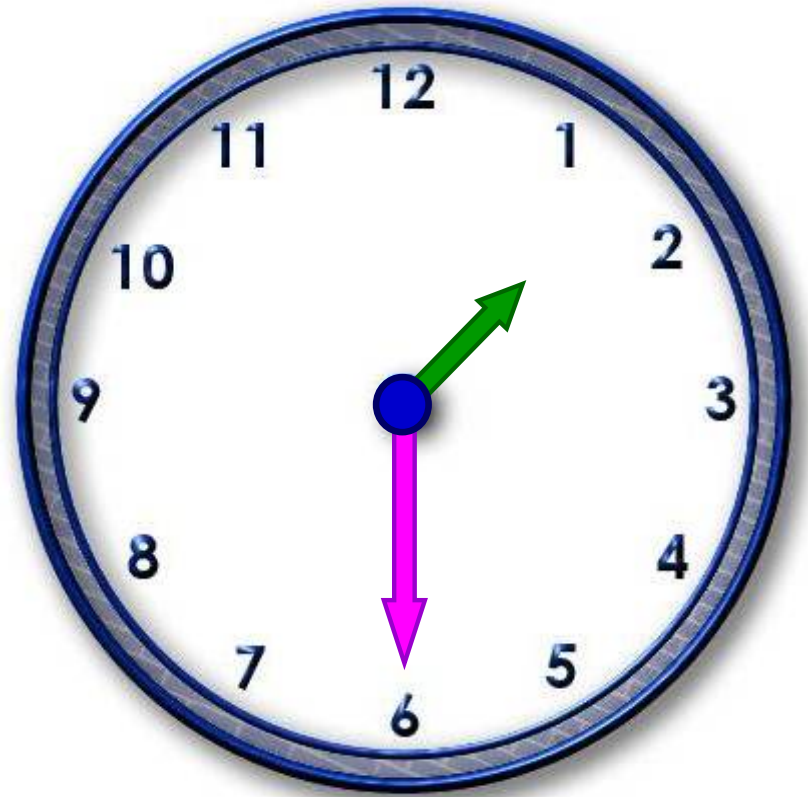


A large empty rectangular box with a dashed blue border, intended for writing the time shown on the clock above.



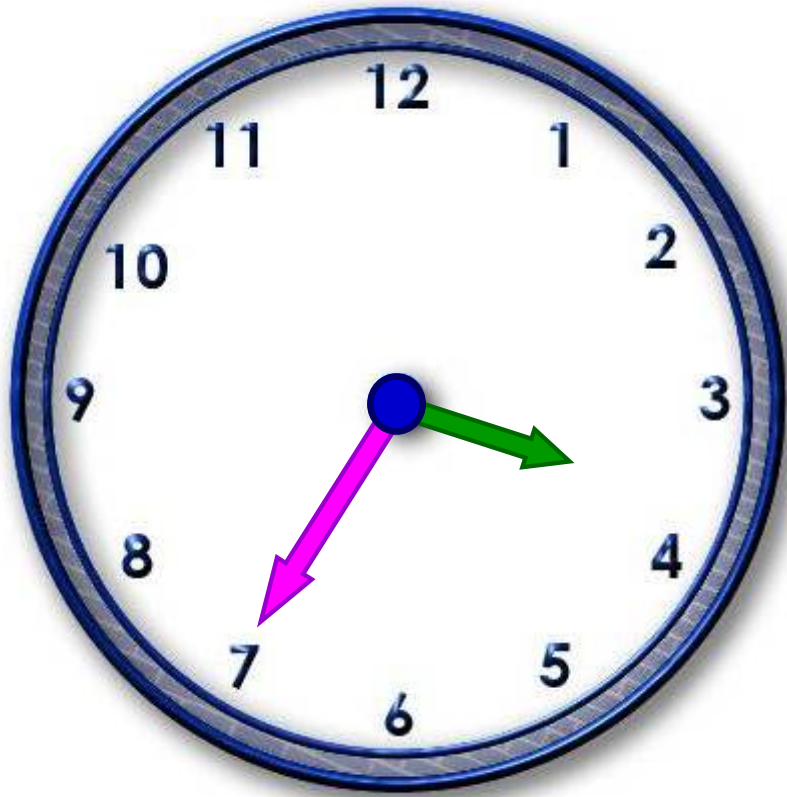


A large empty rectangular box with a dashed blue border, intended for writing the time shown on the clock above.

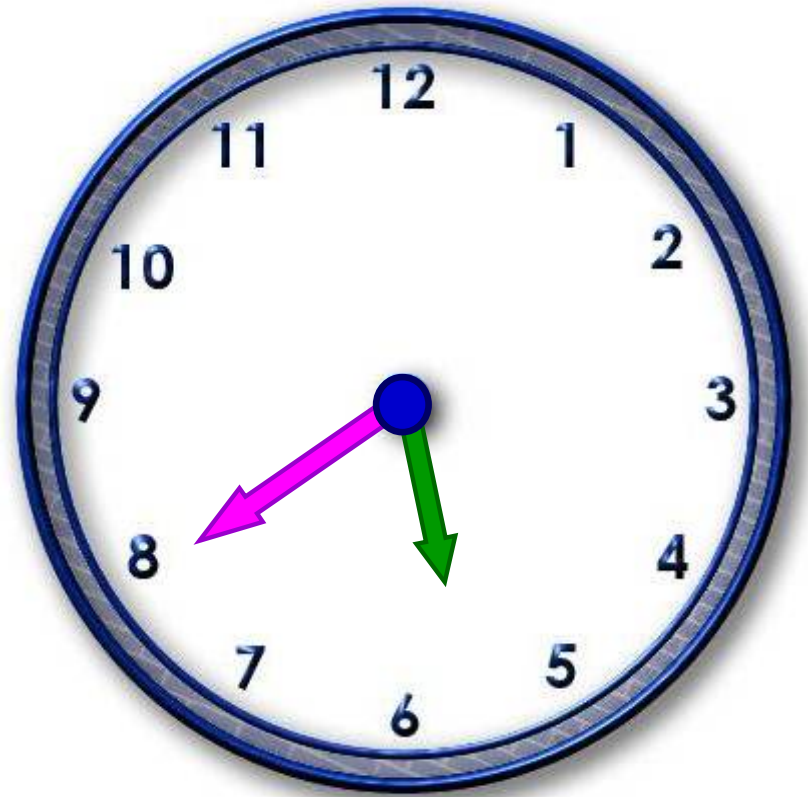


A large empty rectangular box with a dashed blue border, intended for writing the time shown on the clock above.



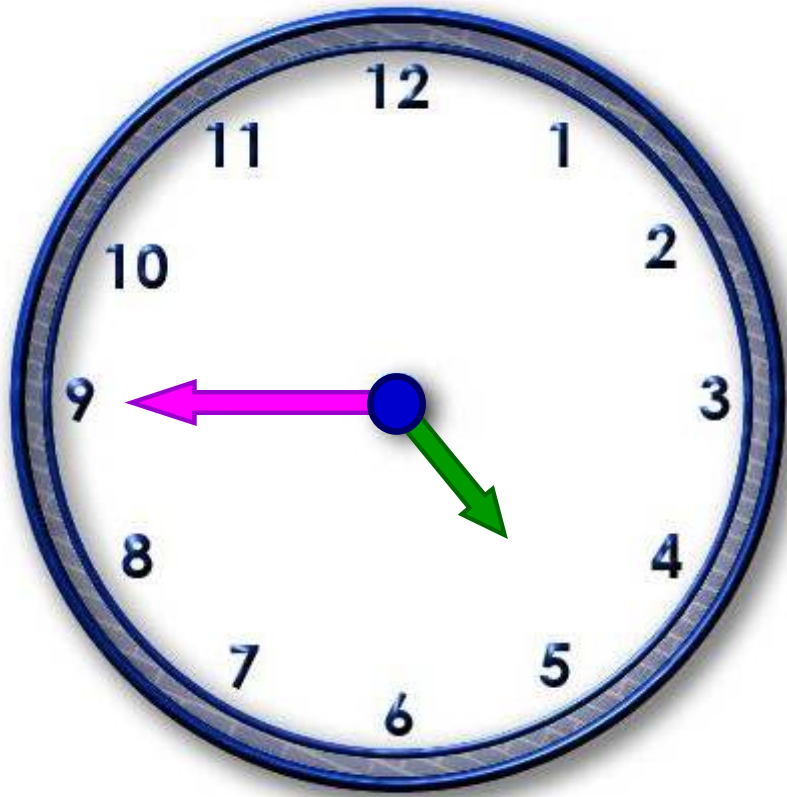


A large, empty rectangular box with a dashed blue border, intended for writing the time shown on the clock above.

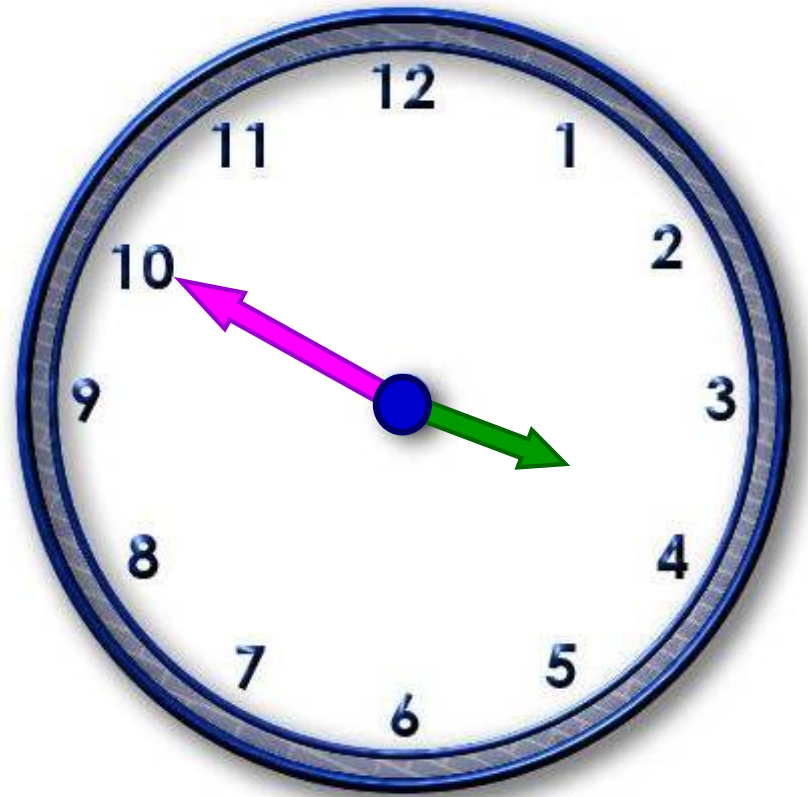


A large, empty rectangular box with a dashed blue border, intended for writing the time shown on the clock above.



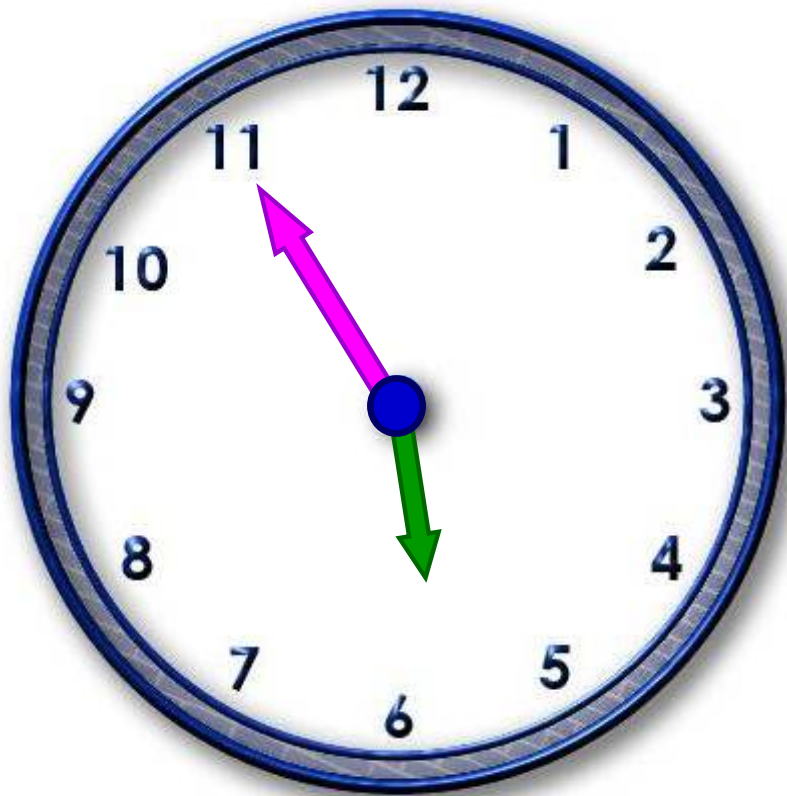


A large empty rectangular box with a dashed blue border, intended for writing the time shown on the clock above.

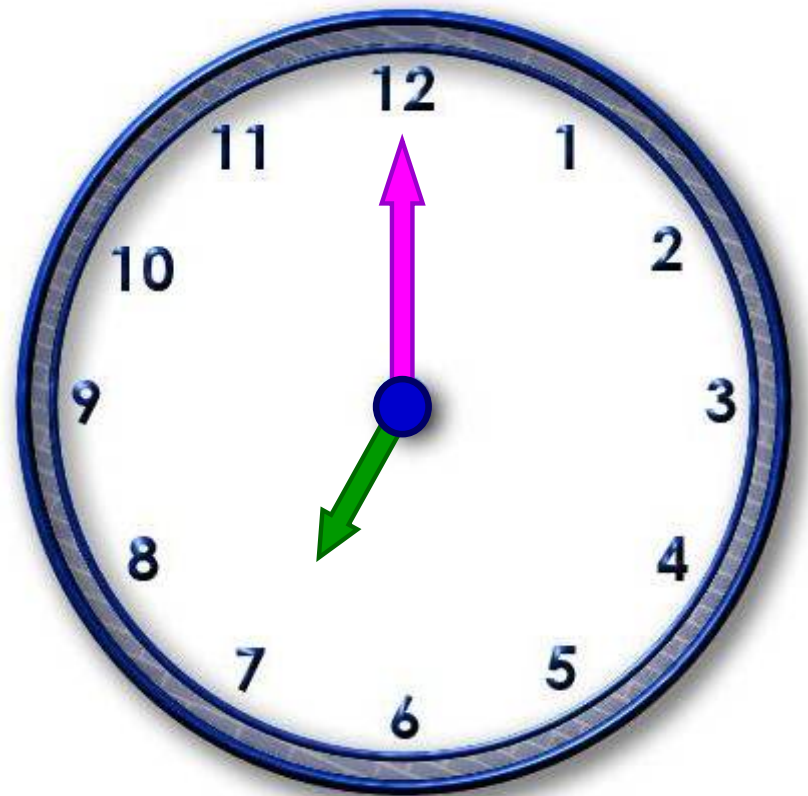


A large empty rectangular box with a dashed blue border, intended for writing the time shown on the clock above.





A large empty rectangular box with a dashed blue border, intended for writing the time shown on the clock above.



A large empty rectangular box with a dashed blue border, intended for writing the time shown on the clock above.

five fifty-five

©2010 Advanced Teacher Training Inc. All Rights Reserved. www.teyl.com and www.teachchildrenesl.com

four forty-five

©2010 Advanced Teacher Training Inc. All Rights Reserved. www.teyl.com and www.teachchildrenesl.com

three thirty-five

©2010 Advanced Teacher Training Inc. All Rights Reserved. www.teyl.com and www.teachchildrenesl.com

seven twenty-five

©2010 Advanced Teacher Training Inc. All Rights Reserved. www.teyl.com and www.teachchildrenesl.com

ten-fifteen

©2010 Advanced Teacher Training Inc. All Rights Reserved. www.teyl.com and www.teachchildrenesl.com

nine-oh-five

©2010 Advanced Teacher Training Inc. All Rights Reserved. www.teyl.com and www.teachchildrenesl.com

seven o'clock

©2010 Advanced Teacher Training Inc. All Rights Reserved. www.teyl.com and www.teachchildrenesl.com

three-fifty

©2010 Advanced Teacher Training Inc. All Rights Reserved. www.teyl.com and www.teachchildrenesl.com

five-forty

©2010 Advanced Teacher Training Inc. All Rights Reserved. www.teyl.com and www.teachchildrenesl.com

one-thirty

©2010 Advanced Teacher Training Inc. All Rights Reserved. www.teyl.com and www.teachchildrenesl.com

twelve-twenty

©2010 Advanced Teacher Training Inc. All Rights Reserved. www.teyl.com and www.teachchildrenesl.com

four-ten

©2010 Advanced Teacher Training Inc. All Rights Reserved. www.teyl.com and www.teachchildrenesl.com

ten to eight

©2010 Advanced Teacher Training Inc. All Rights Reserved. www.teyl.com and www.teachchildrenesl.com

twenty-five after twelve

©2010 Advanced Teacher Training Inc. All Rights Reserved. www.teyl.com and www.teachchildrenesl.com

a quarter to three

©2010 Advanced Teacher Training Inc. All Rights Reserved. www.teyl.com and www.teachchildrenesl.com

a quarter after eleven

©2010 Advanced Teacher Training Inc. All Rights Reserved. www.teyl.com and www.teachchildrenesl.com

half past three

©2010 Advanced Teacher Training Inc. All Rights Reserved. www.teyl.com and www.teachchildrenesl.com

twenty-five to ten

©2010 Advanced Teacher Training Inc. All Rights Reserved. www.teyl.com and www.teachchildrenesl.com

five to three

©2010 Advanced Teacher Training Inc. All Rights Reserved. www.teyl.com and www.teachchildrenesl.com

ten after one

©2010 Advanced Teacher Training Inc. All Rights Reserved. www.teyl.com and www.teachchildrenesl.com

twenty after eight

©2010 Advanced Teacher Training Inc. All Rights Reserved. www.teyl.com and www.teachchildrenesl.com

five after eight

©2010 Advanced Teacher Training Inc. All Rights Reserved. www.teyl.com and www.teachchildrenesl.com

five o'clock

©2010 Advanced Teacher Training Inc. All Rights Reserved. www.teyl.com and www.teachchildrenesl.com

twenty to twelve

©2010 Advanced Teacher Training Inc. All Rights Reserved. www.teyl.com and www.teachchildrenesl.com